

Health & Care Information Model:

nl.zorg.Burnwound-v3.5

Status: Final

Release: 2022

Release status: Prepublished

Managed by:



Content

1. nl.zorg.Burnwound-v3.5	3
1.1 Revision History	3
1.2 Concept	3
1.3 Mindmap	4
1.4 Purpose	4
1.5 Patient Population	4
1.6 Evidence Base	4
1.7 Information Model	4
1.8 Example Instances	8
1.9 Instructions	8
1.10 Interpretation	9
1.11 Care Process	9
1.12 Example of the Instrument	9
1.13 Constraints	9
1.14 Issues	9
1.15 References	10
1.16 Functional Model	10
1.17 Traceability to other Standards	10
1.18 Disclaimer	10
1.19 Terms of Use	10
1.20 Copyrights	10

1. nl.zorg.Burnwound-v3.5

DCM::CoderList	Werkgroep RadB Verpleegkundige Gegevens
DCM::ContactInformation.Address	*
DCM::ContactInformation.Name	*
DCM::ContactInformation.Telecom	*
DCM::ContentAuthorList	Werkgroep RadB Verpleegkundige Gegevens
DCM::CreationDate	18-9-2014
DCM::DeprecatedDate	
DCM::DescriptionLanguage	nl
DCM::EndorsingAuthority.Address	
DCM::EndorsingAuthority.Name	PM
DCM::EndorsingAuthority.Telecom	
DCM::Id	2.16.840.1.113883.2.4.3.11.60.40.3.19.4
DCM::KeywordList	Brandwond
DCM::LifecycleStatus	Final
DCM::ModelerList	Werkgroep RadB Verpleegkundige Gegevens
DCM::Name	nl.zorg.Brandwond
DCM::PublicationDate	10-06-2022
DCM::PublicationStatus	Prepublished
DCM::ReviewerList	Projectgroep RadB Verpleegkundige Gegevens & Kerngroep Registratie aan de Bron
DCM::RevisionDate	15-11-2021
DCM::Supersedes	nl.zorg.Brandwond-v3.4
DCM::Version	3.5
HCIM::PublicationLanguage	EN

1.1 Revision History

Publicatieversie 1.0 (01-07-2015)

Publicatieversie 3.0 (01-05-2016)

Bevat: ZIB-453.

Publicatieversie 3.1 (04-09-2017)

Bevat: ZIB-530, ZIB-532, ZIB-585.

Publicatieversie 3.2 (31-12-2017)

Bevat: ZIB-646.

Publicatieversie 3.3 (31-01-2020)

Bevat: ZIB-828.

Publicatieversie 3.4 (01-09-2020)

Bevat: ZIB-1116.

Publicatieversie 3.5 (01-12-2021)

Bevat: ZIB-1296.

1.2 Concept

A burn wound is a wound caused by skin being exposed to heat for a certain time above a certain critical temperature. Heat above this critical temperature (+/- 40°C) will cause damage to the skin. There are different types of burn wounds, which are categorized according to the depth of the burn wound. The depth of the burn wound depends on:

- the temperature of the impacting heat;
- the duration of the impact of heat on the skin;
- the source of the burn (e.g. fire, fluid).

1.3 Mindmap

1.4 Purpose

The description of the burn wound is of importance for starting or continuing the best possible wound treatment and to be able to properly monitor the wound healing process.

1.5 Patient Population

1.6 Evidence Base

Different degrees are used to evaluate the depth of the burn wound:

First-degree burn (no wound):

- redness
- good capillary refill
- supple
- painful

Superficial second-degree burn wound (partial thickness of the skin):

- intact / broken blisters
- pink, shiny, uniform
- good capillary refill
- supple
- painful

Deep second-degree burn wound:

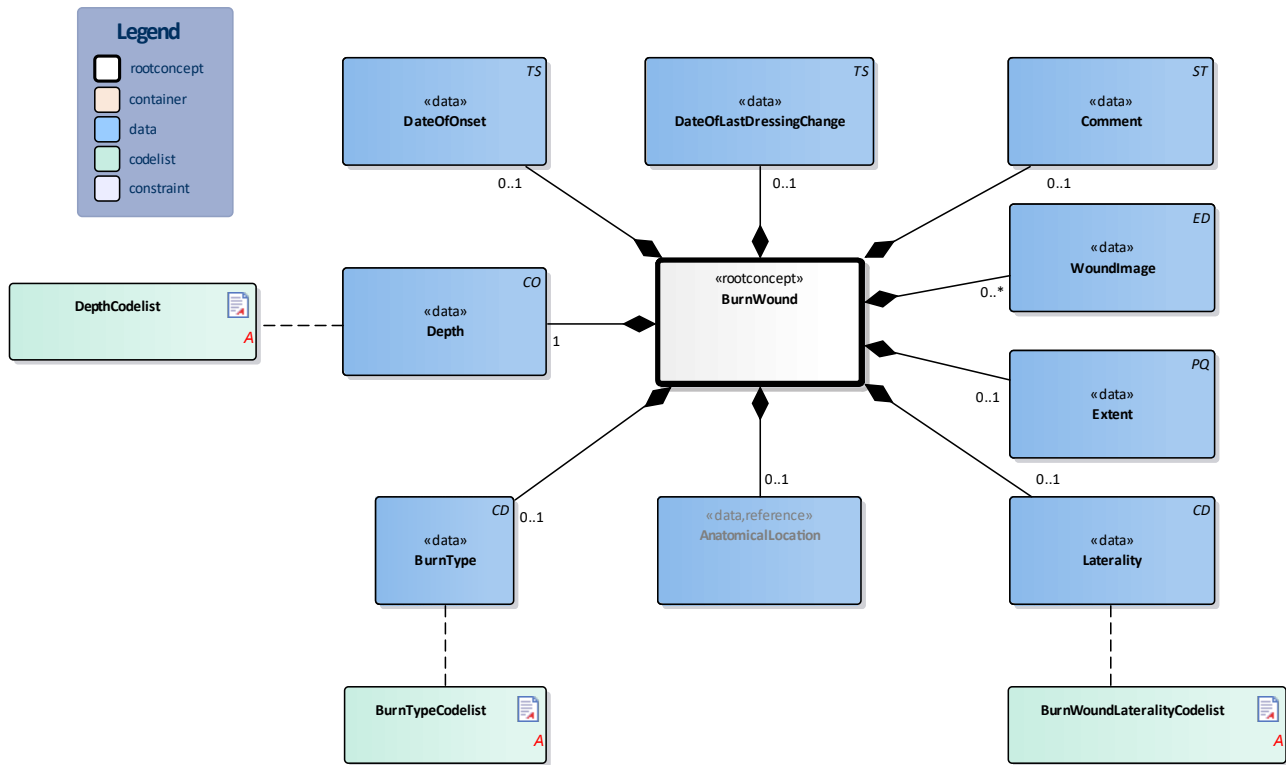
- intact / broken blisters
- pink, matte, not homogenous, damp
- slow capillary refill
- slightly more firm
- painful

Third-degree burn wound

- intact / broken blisters, epidermis stuck to burned dermis
- white, brown, yellow, red (when kept in hot water for a prolonged period of time)
- no capillary refill, non-removable redness
- firm
- less painful than the size of the wound makes it appear

(Source: Brandwondenprotocol 2010, Rode Kruis Brandwondencentrum Beverwijk [2010 Burn wound protocol, Beverwijk Red Cross Burn Wound Center])

1.7 Information Model



«rootconcept»	BurnWound	
Definitie	Root concept of the BurnWound information model. This concept contains all data elements of the BurnWound information model.	
Datatype		
DCM::ConceptId	NL-CM:19.4.1	
DCM::DefinitionCode	SNOMED CT: 125666000	Brandwond
Opties		

«data»	BurnType	
Definitie	Indication of the kind of the burn wound, differentiated into the cause of the injury.	
Datatype	CD	
DCM::ConceptId	NL-CM:19.4.9	
DCM::ValueSet	BurnTypeCodelist	OID: 2.16.840.1.113883.2.4.3.11.60.40.2.19.4.3
Opties		

«data»	DateOfOnset	
Definitie	Date on which the burn wound appeared.	
Datatype	TS	
DCM::ConceptId	NL-CM:19.4.3	
DCM::ExampleValue	01-07-2014	
Opties		

«data»	Extent	
Definitie	The extent of a burn wound is indicated in a percentage of the 'Total Body Surface Area' (TBSA). For adults, the TBSA can be calculated on the basis of the 'rule of nines', in which body parts are expressed in the percentage 9 and multiples of 9. This 'rule of nines' cannot be used for children because a child's body proportions are different from those of an adult. For children, separate tables were developed per age group to determine the extent of burn wounds. Another option is measuring the extent using the	

	patient's hand surface area. The surface area of a patient's hand (including the fingers) equals approximately 1% of their total body surface area. (Source: Brandwonden genezen. Hoe verder? [Healing Burn Wounds. What now?])	
Datatype	PQ	
DCM::ConceptId	NL-CM:19.4.7	
DCM::ExampleValue	27%	
Opties		

«data»	AnatomicalLocation	
Definitie	The location of the burn wound on the body.	
Datatype		
DCM::ConceptId	NL-CM:19.4.12	
DCM::DefinitionCode	SNOMED CT: 363698007 Finding site	
DCM::ExampleValue	Bil	
DCM::ReferencedConceptId	NL-CM:20.7.1	This is a reference to the rootconcept of information model AnatomicalLocation.
Opties		

«data»	Laterality	
Definitie	Laterality adds information about body side to the anatomic location, <i>e.g.</i> left	
Datatype	CD	
DCM::ConceptId	NL-CM:19.4.10	
DCM::DefinitionCode	SNOMED CT: 272741003 Laterality	
DCM::ExampleValue	Links	
DCM::ValueSet	BurnWoundLateralityCodeList	OID: 2.16.840.1.113883.2.4.3.11.60.40.2.19.4.4
Opties		

«data»	Depth	
Definitie	Description of the severity of the burn wound, ranging from degree 1 - 3.	
Datatype	CO	
DCM::ConceptId	NL-CM:19.4.2	
DCM::DefinitionCode	SNOMED CT:116676008 Associated morphology	
DCM::ExampleValue	2e graads, oppervlakkig	
DCM::ValueSet	DepthCodeList	OID: 2.16.840.1.113883.2.4.3.11.60.40.2.19.4.1
Opties		

«data»	Comment	
Definitie	Comment on the burn wound.	
Datatype	ST	
DCM::ConceptId	NL-CM:19.4.5	
DCM::DefinitionCode	LOINC: 48767-8 Annotation comment	
Opties		

«data»	DateOfLastDressingChange	
Definitie	Date on which the dressing was last changed.	
Datatype	TS	
DCM::ConceptId	NL-CM:19.4.8	

DCM::ExampleValue	10-10-2014	
Opties		

«data»	WoundImage	
Definitie	A photo of the wound as visual information.	
Datatype	ED	
DCM::ConceptId	NL-CM:19.4.11	
DCM::DefinitionCode	LOINC: 72170-4 Photographic image	
Opties		

«document»	BurnTypeCodelist	
Definitie		
Datatype		
DCM::ValueSetBinding	Extensible	
DCM::ValueSetId	2.16.840.1.113883.2.4.3.11. 60.40.2.19.4.3	
HCIM::ValueSetLanguage	--	
Opties		

BrandwondSoortCodelijst			OID: 2.16.840.1.113883.2.4.3.11.60.40.2.19.4.3	
Concept Name	Concept Code	Coding Syst. Name	Coding System OID	Description
Chemical burn	26696002	SNOMED CT	2.16.840.1.113883.6.96	Chemische brandwond
Electrical burn	21720007	SNOMED CT	2.16.840.1.113883.6.96	Elektrische brandwond
Thermal burn	105594005	SNOMED CT	2.16.840.1.113883.6.96	Thermische brandwond

«document»	BurnWoundLateralityCodelist	
Definitie		
Datatype		
DCM::ValueSetBinding	Required	
DCM::ValueSetId	2.16.840.1.113883.2.4.3.11. 60.40.2.19.4.4	
HCIM::ValueSetLanguage	--	
Opties		

BrandwondLateraliteitCodelijst			OID: 2.16.840.1.113883.2.4.3.11.60.40.2.19.4.4	
Concept Name	Concept Code	CodeSys. Name	CodeSystem OID	Description
Left	7771000	SNOMED CT	2.16.840.1.113883.6.96	Links
Right	24028007	SNOMED CT	2.16.840.1.113883.6.96	Rechts
Right and left	51440002	SNOMED CT	2.16.840.1.113883.6.96	Rechts en links

«document»	DepthCodelist	
Definitie		
Datatype		
DCM::ValueSetBinding	Required	
DCM::ValueSetId	2.16.840.1.113883.2.4.3.11. 60.40.2.19.4.1	
HCIM::ValueSetLanguage	--	

Opties				
DieptegraadCodelijst		OID: 2.16.840.1.113883.2.4.3.11.60.40.2.19.4.1		
Concept Name	Concept Code	CodeSys. Name	CodeSystem OID	Description
first degree burn injury	77140003	SNOMED CT	2.16.840.1.113883.6.96	1 ^e graad
superficial partial thickness burn	262587005	SNOMED CT	2.16.840.1.113883.6.96	2 ^e graad, oppervlakkig
deep partial thickness burn	262588000	SNOMED CT	2.16.840.1.113883.6.96	2 ^e graad, diep
third degree burn injury	80247002	SNOMED CT	2.16.840.1.113883.6.96	3 ^e graad

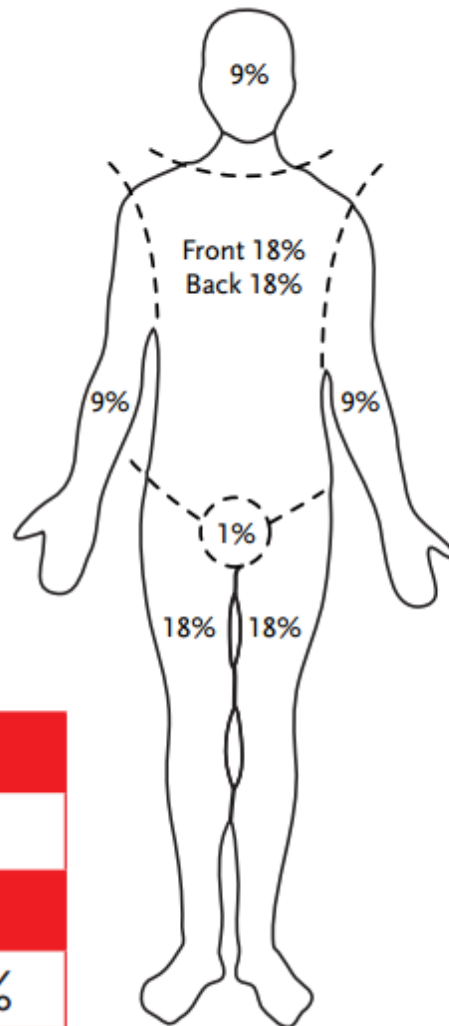
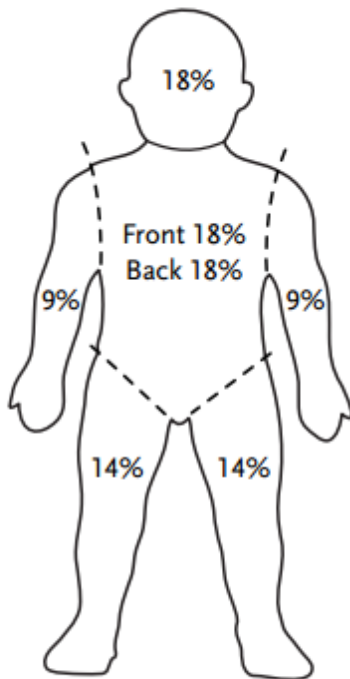
Legend	
Definitie	
Datatype	
Opties	

1.8 Example Instances

Brandwond	
Dieptegraad	2 ^e graad, oppervlakkig
Uitgebreidheid	1%
AnatomischeLocatie	onderarm
Lateraliteit	rechts
Soort	thermische brandwond
OntstaansDatum	29-09-2014
DatumLaatste Verbandwissel	10-10-2014
Toelichting	Mevrouw kreeg hete thee over zich heen, wond is ongeveer 10 bij 4 cm.

1.9 Instructions

TVLO kinderen TVLO volwassenen



1 jaar oud

hoofd: 18% | been: 14%

Per jaar ouder dan 1

hoofd: - 1% | been: + 1/2%

www.brandwondenstichting.nl

1.10 Interpretation

1.11 Care Process

1.12 Example of the Instrument

1.13 Constraints

1.14 Issues

Damages to the skin as a result of exposure to intense heat and cold can lead to similar wounds.

Nevertheless, we have decided not to expand the information model to become a generic thermal wound information model. The reason for this was the lack of a guideline for treating freeze wounds and insufficient agreement in the field on the applicability of the burn wound classification for freeze wounds. Freeze wounds also rarely occur in the Netherlands, due to the climate.

1.15 References

1. Brandwondenprotocol 2010 [Online] Beschikbaar op: https://www.rkz.nl/brandwondenprotocol_online [Geraadpleegd: 13 februari 2015]
2. Brandwonden genezen. Hoe verder? [Online] Beschikbaar op: http://brandwondenstichting.nl/wp-content/uploads/2013/08/NBS_Hoe-verder-huisartsen-2011.pdf [Geraadpleegd: 13 februari 2015]

1.16 Functional Model

1.17 Traceability to other Standards

1.18 Disclaimer

The Health and Care Information Models (a.k.a Clinical Building Block) has been made in collaboration with several different parties in healthcare. These parties asked Nictiz to manage good maintenance and development of the information models. Hereafter, these parties and Nictiz are referred to as the collaborating parties. The collaborating parties paid utmost attention to the reliability and topicality of the data in these Health and Care Information Models. Omissions and inaccuracies may however occur. The collaborating parties are not liable for any damages resulting from omissions or inaccuracies in the information provided, nor are they liable for damages resulting from problems caused by or inherent to distributing information on the internet, such as malfunctions, interruptions, errors or delays in information or services provide by the parties to you or by you to the parties via a website or via e-mail, or any other digital means. The collaborating parties will also not accept liability for any damages resulting from the use of data, advice or ideas provided by or on behalf of the parties by means of the Health and Care Information Models. The parties will not accept any liability for the content of information in this Health and Care Information Model to which or from which a hyperlink is referred. In the event of contradictions in mentioned Health and Care Information Model documents and files, the most recent and highest version of the listed order in the revisions will indicate the priority of the documents in question. If information included in the digital version of a Health and Care Information Model is also distributed in writing, the written version will be leading in case of textual differences. This will apply if both have the same version number and date. A definitive version has priority over a draft version. A revised version has priority over previous versions.

1.19 Terms of Use

The user may use the Health and Care Information Models without limitations. The copyright provisions in the paragraph concerned apply to copying, distributing and passing on the Health and Care Information Models.

1.20 Copyrights

A Health and Care Information Model qualifies as a work within the meaning of Section 10 of the Copyright Act (Auteurswet). Copyrights protect the Health and Care Information Models and these rights are owned by the cooperating parties.

The user may copy, distribute and pass on the information in this Health and Care Information Model under the conditions that apply for Creative Commons license Attribution-NonCommercial-ShareAlike 3.0 Netherlands (CC BY-NC-SA-3.0).

The content is available under Creative Commons Attribution-NonCommercial-ShareAlike 3.0 (see also <http://creativecommons.org/licenses/by-nc-sa/3.0/nl/>)

This does not apply to information from third parties that sometimes is used and / or referred to in a Health and Care Information Model, for example to an international medical terminology system. Any (copyright) rights that protect this information are not owned by the cooperating parties but by those third parties.

Nictiz is the independent national competence centre for electronic exchange of health and care information. The activities of Nictiz include the targeted development and management of information standards at the request of and in partnership with the stakeholders in healthcare. Nictiz advises these parties on all aspects of information exchange and identifies (future) national and international developments.

Nictiz

P.O. Box 19121
2500 CC Den Haag
Oude Middenweg 55
2491 AC Den Haag

070-3173450
info@nictiz.nl
www.nictiz.nl

