

Health & Care Information Model: nl.zorg.LaboratoryTestResult-v4.4

Status:Final

Release:2019

Release status: Prepublished

Managed by:



Content

1. nl.zorg.LaboratoryTestResult-v4.4	3
1.1 Revision History	3
1.2 Concept	4
1.3 Mindmap	4
1.4 Purpose	4
1.5 Patient Population	4
1.6 Evidence Base	4
1.7 Information Model	4
1.7.1 LaboratoryTest	7
1.7.2 Specimen	12
1.8 Example Instances	17
1.9 Instructions	18
1.10 Interpretation	18
1.11 Care Process	18
1.12 Example of the Instrument	18
1.13 Constraints	18
1.14 Issues	18
1.15 References	18
1.16 Functional Model	18
1.17 Traceability to other Standards	18
1.18 Disclaimer	18
1.19 Terms of Use	19
1.20 Copyrights	19

1. nl.zorg.LaboratoryTestResult-v4.4

DCM::CoderList	Kerngroep Registratie aan de Bron
DCM::ContactInformation.Address	*
DCM::ContactInformation.Name	*
DCM::ContactInformation.Telecom	*
DCM::ContentAuthorList	Projectgroep Generieke Overdrachtsgegevens & Kerngroep Registratie aan de Bron
DCM::CreationDate	7-6-2012
DCM::DeprecatedDate	
DCM::DescriptionLanguage	nl
DCM::EndorsingAuthority.Address	
DCM::EndorsingAuthority.Name	PM
DCM::EndorsingAuthority.Telecom	
DCM::Id	2.16.840.1.113883.2.4.3.11.60.40.3.13.1
DCM::KeywordList	laboratorium uitslag, lab, laboratorium bepaling
DCM::LifecycleStatus	Final
DCM::ModelerList	Kerngroep Registratie aan de Bron
DCM::Name	nl.zorg.LaboratoriumUitslag
DCM::PublicationDate	06-07-2019
DCM::PublicationStatus	Prepublished
DCM::ReviewerList	Projectgroep Generieke Overdrachtsgegevens & Kerngroep Registratie aan de Bron
DCM::RevisionDate	24-05-2019
DCM::Superseeds	nl.zorg.LaboratoriumUitslag-v4.3
DCM::Version	4.4
HCIM::PublicationLanguage	EN

1.1 Revision History

Publicatieversie 1.0 (15-02-2013)

Publicatieversie 1.1 (01-07-2013)

Publicatieversie 1.2 (01-04-2015)

Bevat: ZIB-238, ZIB-239, ZIB-240, ZIB-241, ZIB-242, ZIB-243, ZIB-244, ZIB-245, ZIB-246, ZIB-353, ZIB-361, ZIB-367, ZIB-370.

Incl. algemene wijzigingsverzoeken:

ZIB-94, ZIB-154, ZIB-200, ZIB-201, ZIB-309, ZIB-324, ZIB-326.

Publicatieversie 1.2.1 (22-05-2015)

Bevat: ZIB-392.

Publicatieversie 1.2.2 (16-07-2015)

Bevat: ZIB-420.

Publicatieversie 3.0 (01-05-2016)

Bevat: ZIB-423, ZIB-453.

Publicatieversie 4.0 (04-09-2017)

Bevat: ZIB-479, ZIB-549, ZIB-564, ZIB-576, ZIB-481, ZIB-577.

Publicatieversie 4.1 (31-12-2017)

Bevat: ZIB-609, ZIB-611, ZIB-621, ZIB-645, ZIB-646.

Publicatieversie 4.2 (01-10-2018)

Bevat: ZIB-649, ZIB-676.

Publicatieversie 4.3 (26-02-2019)

Bevat: ZIB-639, ZIB-703.

Publicatieversie 4.4 (06-07-2019)

Bevat: ZIB-669, ZIB-880.

1.2 Concept

A laboratory result describes the result of a laboratory analysis.

These are specimen-oriented tests as performed in laboratories such as Clinical Chemistry, Serology, Microbiology, etc.

In addition to the results of tests with a singular result, this concept can also contain the results of more complex tests with multiple results or a 'panel'.

1.3 Mindmap

1.4 Purpose

Laboratory tests are done for the purpose of diagnosing and preventing disease and follow-up on the effects of treatment.

1.5 Patient Population

1.6 Evidence Base

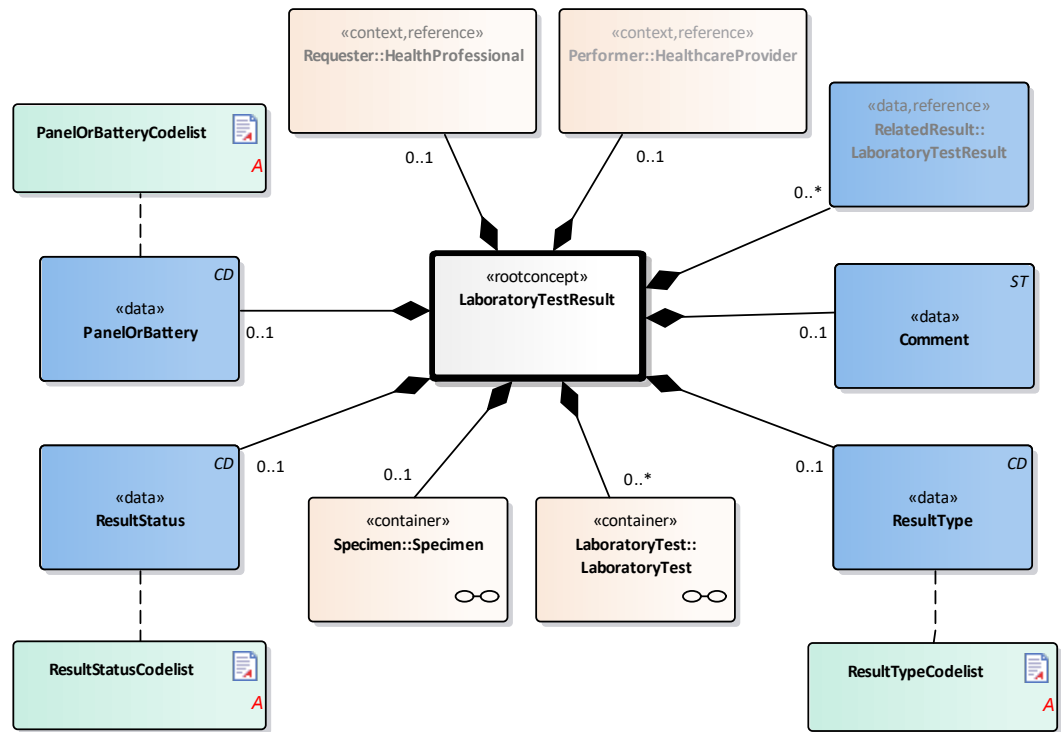
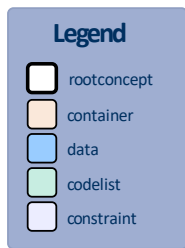
There are two information models for recording laboratory test results: TextResult and LaboratoryTestResult.

In the case of laboratory test results, it is difficult to clearly indicate exactly when to use this information model and when to use the TextResult information model.

In general, laboratory tests resulting in a value (7.1 mmol/L), ordinal number (++ from series to +++) or a quantitative result (Low) are recorded using this information model. The TextResult information model is better suited for textual results that are more descriptive in nature and which are longer than just a few words. Both types of tests occur in almost all laboratories.

The applicability of the aforementioned information models is not determined by the kind of lab but by the kind of result.

1.7 Information Model



«rootconcept»	LaboratoryTestResult	
Definitie	Root concept of the LaboratoryTestResult information model. This root concept contains all data elements of the LaboratoryTestResult information model.	
Datatype		
DCM::ConceptId	NL-CM:13.1.1	
Opties		

«data»	PanelOrBattery	
Definitie	For laboratory tests comprising multiple subtests and often requested together as a whole, this concept contains the name of the compound request (often indicated as a 'panel', 'battery' or 'cluster'). Examples include: blood gases and EBV serology.	
Datatype	CD	
DCM::ConceptId	NL-CM:13.1.4	
DCM::ExampleValue	Bloedgassen	
DCM::ValueSet	PanelOrBatteryCodelist	OID: 2.16.840.1.113883.2.4.3.11.60.40.2.13.1.5
Opties		

«data»	ResultStatus	
Definitie	The status of the laboratory test result .If the laboratory test is an panel/cluster, this status reflects the status of the whole panel/cluster. If the status item per subtest is used too, this status must be in accordance with these status values.	
Datatype	CD	
DCM::ConceptId	NL-CM:13.1.6	
DCM::ExampleValue	Definitief	
DCM::ValueSet	ResultStatusCodelist	OID: 2.16.840.1.113883.2.4.3.11.60.40.2.13.1.8
Opties		

«data»	Comment	
Definitie	Comments, such as a textual interpretation or advice accompanying the	

	result, for example.	
Datatype	ST	
DCM::ConceptId	NL-CM:13.1.5	
DCM::DefinitionCode	LOINC: 48767-8 Annotation comment	
Opties		

«data»	ResultType	
Definitie	The type of result defines the laboratory specialty under which the test is categorized.	
Datatype	CD	
DCM::ConceptId	NL-CM:13.1.7	
DCM::ExampleValue	Klinische Chemie	
DCM::ValueSet	ResultTypeCodelist	OID: 2.16.840.1.113883.2.4.3.11.60.40.2.13.1.1
Opties		

«data»	RelatedResult::LaboratoryTestResult	
Definitie	Reference to related tests, <i>e.g.</i> paired tests or sequential tests like gram staining and microbiological cultures	
Datatype		
DCM::ConceptId	NL-CM:13.1.33	
DCM::ReferencedConceptId	NL-CM:13.1.1	This is a reference to the rootconcept of information model LaboratoryTestResult.
Opties		

«context»	Requester::HealthProfessional	
Definitie	The healthcare provider and/or organization where or by whom the LaboratoryTestResult was requested.	
Datatype		
DCM::ConceptId	NL-CM:13.1.34	
DCM::ReferencedConceptId	NL-CM:17.1.1	This is a reference to the rootconcept of information model HealthProfessional.
Opties		

«context»	Performer::HealthcareProvider	
Definitie	The healthcare provider and/or organization where or by whom the LaboratoryTestResult was performed.	
Datatype		
DCM::ConceptId	NL-CM:13.1.35	
DCM::ReferencedConceptId	NL-CM:17.2.1	This is a reference to the rootconcept of information model HealthcareProvider.
Opties		

«document»	PanelOrBatteryCodelist	
Definitie		
Datatype		
DCM::ValueSetBinding	Extensible	
DCM::ValueSetId	2.16.840.1.113883.2.4.3.11.60.40.2.13.1.5	
Opties		

OnderzoekCodelijst		OID: 2.16.840.1.113883.2.4.3.11.60.40.2.13.1.5
Codes	Coding Syst. Name	Coding System OID
Alle waarden	LOINC	2.16.840.1.113883.6.1

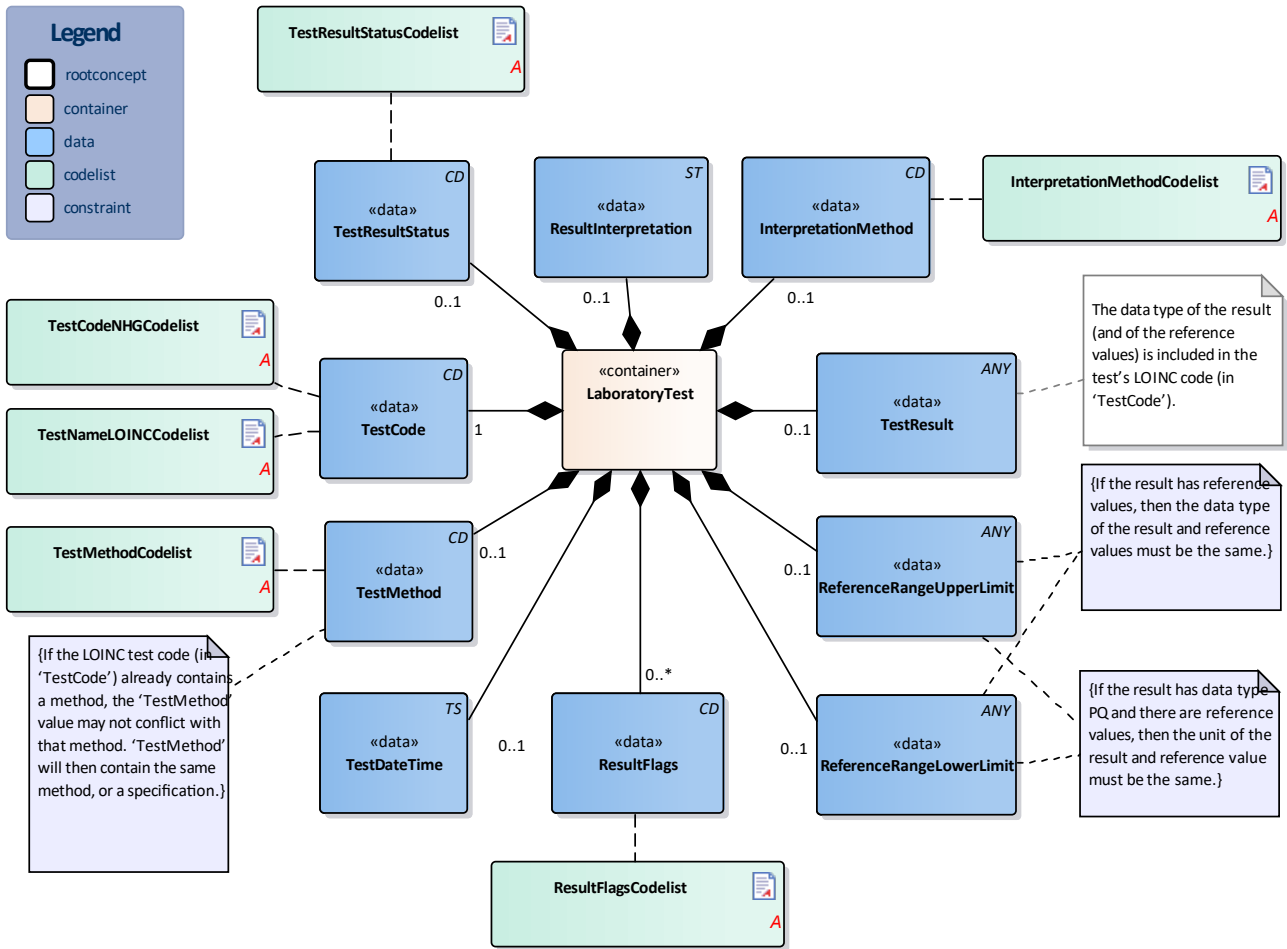
Specifiekere waardenlijsten zullen op termijn opgeleverd worden door het project "Lab-Terminologie"

«document»		ResultStatusCodelist		
Definitie				
Datatype				
DCM::ValueSetBinding	Extensible			
DCM::ValueSetId	2.16.840.1.113883.2.4.3.11.60.40.2.13.1.8			
Opties				
ResultaatStatusCodelijst		OID: 2.16.840.1.113883.2.4.3.11.60.40.2.13.1.8		
Concept Name	Concept Code	CodeSys. Name	CodeSystem OID	Description
Pending	pending	ResultaatStatus	2.16.840.1.113883.2.4.3.11.60.40.4.16.1	Uitslag volgt
Preliminary	preliminary	ResultaatStatus	2.16.840.1.113883.2.4.3.11.60.40.4.16.1	Voorlopig
Final	final	ResultaatStatus	2.16.840.1.113883.2.4.3.11.60.40.4.16.1	Definitief
Appended	appended	ResultaatStatus	2.16.840.1.113883.2.4.3.11.60.40.4.16.1	Aanvullend
Corrected	corrected	ResultaatStatus	2.16.840.1.113883.2.4.3.11.60.40.4.16.1	Gecorrigeerd

«document»		ResultTypeCodelist		
Definitie				
Datatype				
DCM::ValueSetBinding	Extensible			
DCM::ValueSetId	2.16.840.1.113883.2.4.3.11.60.40.2.13.1.1			
Opties				
ResultaatTypeCodelijst		OID: 2.16.840.1.113883.2.4.3.11.60.40.2.13.1.1		
Concept Name	Concept Code	Coding Syst. Name	Coding System OID	Omschrijving
Hematology	252275004	SNOMED CT	2.16.840.1.113883.6.96	Hematologie
Chemistry	275711006	SNOMED CT	2.16.840.1.113883.6.96	Klinische chemie
Serology	68793005	SNOMED CT	2.16.840.1.113883.6.96	Serologie/ immunologie
Virology	395124008	SNOMED CT	2.16.840.1.113883.6.96	Virologie
Toxicology	314076009	SNOMED CT	2.16.840.1.113883.6.96	Toxicologie
Microbiology	19851009	SNOMED CT	2.16.840.1.113883.6.96	Microbiologie
Molecular genetics	405825005	SNOMED CT	2.16.840.1.113883.6.96	Moleculaire genetica

Legend	
Definitie	
Datatype	
Opties	

1.7.1 LaboratoryTest



«container»	LaboratoryTest
Definitie	Container of the LaboratoryTest concept. This container contains all data elements of the LaboratoryTest concept.
Datatype	
DCM::ConceptId	NL-CM:13.1.3
Opties	

«data»	TestCode
Definitie	The name and code of the executed test.
Datatype	CD
DCM::ConceptId	NL-CM:13.1.8
DCM::ExampleValue	HbA1c
DCM::ValueSet	TestCodeNHGCodelist OID: 2.16.840.1.113883.2.4.3.11.60.40.2.13.1.16
DCM::ValueSet	TestNameLOINCCodelist OID: 2.16.840.1.113883.2.4.3.11.60.40.2.13.1.3
Opties	

«data»	TestMethod
Definitie	The test method used to obtain the result.
Datatype	CD
DCM::ConceptId	NL-CM:13.1.9
DCM::DefinitionCode	SNOMED CT: 246501002 Technique (attribute)
DCM::ExampleValue	IFCC
DCM::ValueSet	TestMethodCodelist OID: 2.16.840.1.113883.2.4.3.11.60.40.2.13.1.4
Opties	

«data»	TestDateTime	
Definitie	The date and if possible the time at which the test was carried out.	
Datatype	TS	
DCM::ConceptId	NL-CM:13.1.13	
DCM::ExampleValue	10-07-2012 20:15	
Opties		

«data»	TestResult	
Definitie	The test result. Depending on the type of test, the result will consist of a value with a unit or a coded value (ordinal or nominal).	
Datatype	ANY	
DCM::ConceptId	NL-CM:13.1.10	
DCM::ExampleValue	53 mmol/mol	
Opties		

«data»	TestResultStatus	
Definitie	The status of the test result of this test. If the laboratory test is an panel/cluster, the overall status is given in the status of the panel/cluster.	
Datatype	CD	
DCM::ConceptId	NL-CM:13.1.31	
DCM::ValueSet	TestResultStatusCodelist	OID: 2.16.840.1.113883.2.4.3.11.60.40.2.13.1.15
Opties		

«data»	ReferenceRangeUpperLimit	
Definitie	The upper reference limit for the patient of the value measured in the test.	
Datatype	ANY	
DCM::ConceptId	NL-CM:13.1.11	
DCM::ExampleValue	42 mmol/mol	
Opties		

«data»	ReferenceRangeLowerLimit	
Definitie	The lower reference limit for the patient of the value measured with the test.	
Datatype	ANY	
DCM::ConceptId	NL-CM:13.1.12	
DCM::ExampleValue	20 mmol/mol	
Opties		

«data»	InterpretationMethod	
Definitie	The method used to determine interpretation flags. An example of this is EUCAST, for determining clinical breakpoints in microbiological susceptibility tests	
Datatype	CD	
DCM::ConceptId	NL-CM:13.1.30	
DCM::ValueSet	InterpretationMethodCodelist	OID: 2.16.840.1.113883.2.4.3.11.60.40.2.13.1.14
Opties		

«data»	ResultFlags	
Definitie	Attention codes indicating whether the result is above or below certain reference values or interpreting the result otherwise.(Resistent)	
Datatype	CD	

DCM::ConceptId	NL-CM:13.1.14	
DCM::DefinitionCode	SNOMED CT: 363713009 Has interpretation	
DCM::ExampleValue	High	
DCM::ValueSet	ResultFlagsCodelist	OID: 2.16.840.1.113883.2.4.3.11.60.40.2.13.1.7
Opties		

«data»	ResultInterpretation	
Definitie	Comment of the laboratory specialist regarding the interpretation of the results	
Datatype	ST	
DCM::ConceptId	NL-CM:13.1.32	
DCM::DefinitionCode	SNOMED CT: 441742003 Evaluation finding	
Opties		

«document»	TestCodeNHGCodelist	
Definitie		
Datatype		
DCM::ValueSetBinding	Preferred	
DCM::ValueSetId	2.16.840.1.113883.2.4.3.11.60.40.2.13.1.16	
Opties		

TestCodeNHGCodelijst	OID: 2.16.840.1.113883.2.4.3.11.60.40.2.13.1.16	
Codes	Coding Syst. Name	Coding System OID
Alle labbepaling waarden*	NHG tabel 45	2.16.840.1.113883.2.4.4.30.45
* Dit zijn de waarden waarvan het veld 'Soort' de letter 'L' bevat		

«document»	TestNameLOINCCodelist	
Definitie		
Datatype		
DCM::ValueSetBinding	Extensible	
DCM::ValueSetId	2.16.840.1.113883.2.4.3.11.60.40.2.13.1.3	
Opties		

TestCodeLOINCCodelijst	OID: 2.16.840.1.113883.2.4.3.11.60.40.2.13.1.3	
Codes	Coding Syst. Name	Coding System OID
Alle waarden	LOINC	2.16.840.1.113883.6.1

Specifiekere waardenlijsten zullen op termijn opgeleverd worden door het project "Lab-Terminologie"

«document»	TestMethodCodelist	
Definitie		
Datatype		
DCM::ValueSetBinding	Extensible	
DCM::ValueSetId	2.16.840.1.113883.2.4.3.11.60.40.2.13.1.4	
Opties		

TestmethodeCodelijst	OID: 2.16.840.1.113883.2.4.3.11.60.40.2.13.1.4	
Codes	Coding Syst. Name	Coding System OID
SNOMED CT: < 272394005	SNOMED CT	2.16.840.1.113883.6.96

Technique (qualifier value)		
-----------------------------	--	--

Specifiekere waardenlijsten zullen op termijn opgeleverd worden door het project "Lab-Terminologie"

«document»		TestResultStatusCodelist		
Definitie				
Datatype				
DCM::ValueSetBinding	Extensible			
DCM::ValueSetId	2.16.840.1.113883.2.4.3.11.60.40.2.13.1.15			
Opties				
TestUitslagStatusCodelijst		OID: 2.16.840.1.113883.2.4.3.11.60.40.2.13.1.15		
Concept Name	Concept Code	CodeSys. Name	CodeSystem OID	Description
Pending	pending	ResultaatStatus	2.16.840.1.113883.2.4.3.11.60.40.4.16.1	Uitslag volgt
Preliminary	preliminary	ResultaatStatus	2.16.840.1.113883.2.4.3.11.60.40.4.16.1	Voorlopig
Final	final	ResultaatStatus	2.16.840.1.113883.2.4.3.11.60.40.4.16.1	Definitief
Appended	appended	ResultaatStatus	2.16.840.1.113883.2.4.3.11.60.40.4.16.1	Aanvullend
Corrected	corrected	ResultaatStatus	2.16.840.1.113883.2.4.3.11.60.40.4.16.1	Gecorrigeerd

«document»		InterpretationMethodCodelist		
Definitie				
Datatype				
DCM::ValueSetBinding	Extensible			
DCM::ValueSetId	2.16.840.1.113883.2.4.3.11.60.40.2.13.1.14			
Opties				
InterpretatieMethodeCodelijst		OID: 2.16.840.1.113883.2.4.3.11.60.40.2.13.1.14		
Concept Name	Concept Code	CodeSystem Name	CodeSystem OID	Description
EUCAST	tbd	SNOMED CT	2.16.840.1.113883.6.96	EUCAST

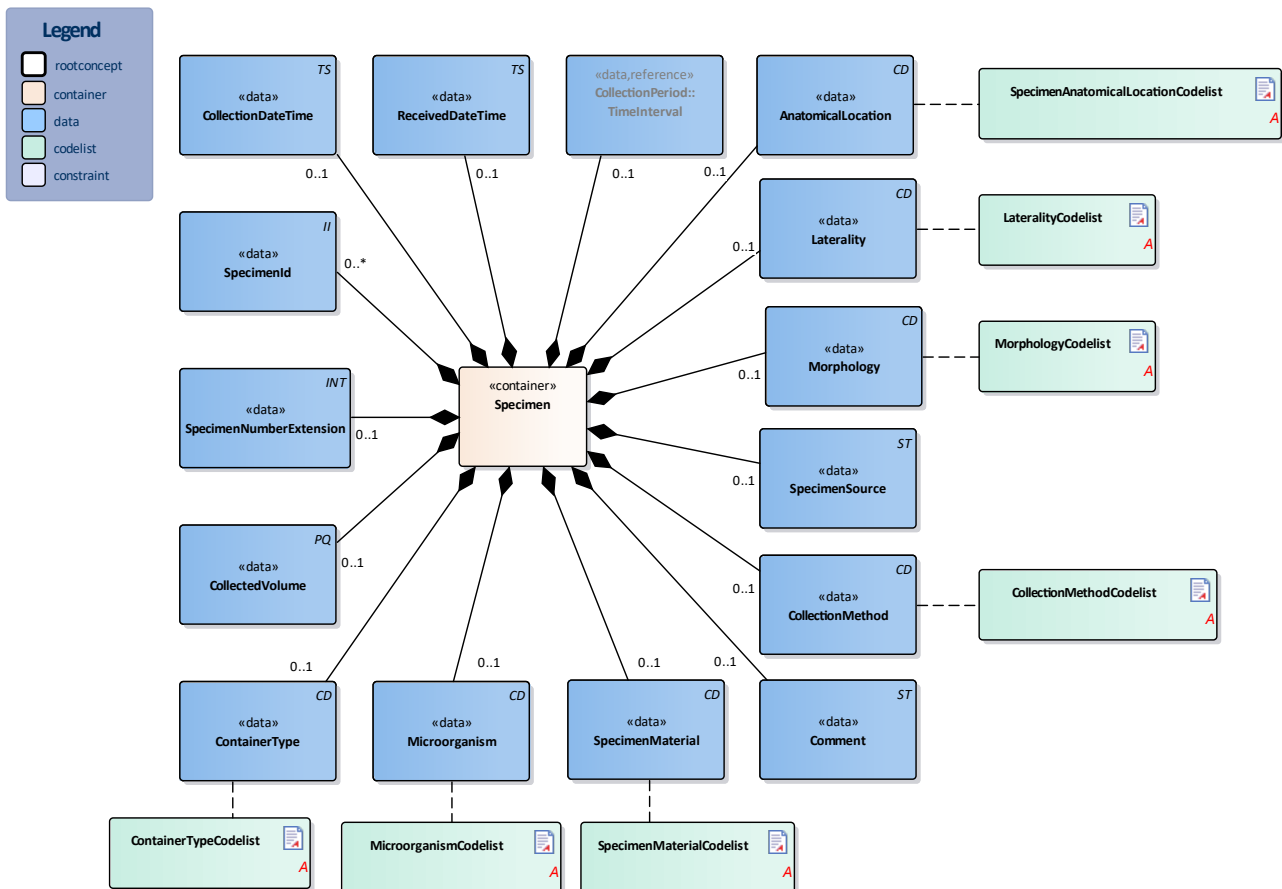
Specifiekere waardenlijsten zullen op termijn opgeleverd worden door het project "Lab-Terminologie"

«document»		ResultFlagsCodelist		
Definitie				
Datatype				
DCM::ValueSetBinding	Extensible			
DCM::ValueSetId	2.16.840.1.113883.2.4.3.11.60.40.2.13.1.7			
Opties				
InterpretatieVlaggenCodelijst		OID: 2.16.840.1.113883.2.4.3.11.60.40.2.13.1.7		
Concept Name	Concept Code	Coding Syst. Name	Coding System OID	Description
Above	281302008	SNOMED CT		Boven

reference range			2.16.840.1.113883.6.96	referentiewaarde
Below reference range	281300000	SNOMED CT	2.16.840.1.113883.6.96	Onder referentiewaarde
Intermediate	11896004	SNOMED CT	2.16.840.1.113883.6.96	Intermediair
Resistant	30714006	SNOMED CT	2.16.840.1.113883.6.96	Resistent
Susceptible	131196009	SNOMED CT	2.16.840.1.113883.6.96	Sensitief

Legend	
Definitie	
Datatype	
Opties	

1.7.2 Specimen



«container»	Specimen	
Definitie	Container of the Specimen concept. This container contains all data elements of the Specimen concept.	
Datatype		
DCM::ConceptId	NL-CM:13.1.2	
DCM::DefinitionCode	SNOMED CT: 123038009	monster
Opties		

«data»	SpecimenId	
Definitie	Identification number of the material obtained, as a reference for inquiries to the source organization. In a transmural setting, this number will consist of a specimen number including the identification of the issuing organization, to be unique outside of the borders of an organization.	
Datatype	II	
DCM::ConceptId	NL-CM:13.1.15	
Opties		

«data»	SpecimenNumberExtension	
Definitie	The specimen number extension is used when the collected material is distributed from the original tube or container across multiple tubes. In combination with the specimen Id the extension yield a unique identification of the tube or container	
Datatype	INT	
DCM::ConceptId	NL-CM:13.1.20	
Opties		

«data»	ContainerType	
Definitie	Container type describes the envelope in which the material is collected or sent. Examples include blood tubes, transport container, possibly including culture medium.	
Datatype	CD	
DCM::ConceptId	NL-CM:13.1.21	
DCM::ValueSet	ContainerTypeCodelist	OID: 2.16.840.1.113883.2.4.3.11.60.40.2.13.1.9
Opties		

«data»	SpecimenMaterial	
Definitie	<p>SpecimenMaterial describes the material obtained. If the LOINC test code also implicitly describes a material, this element may not conflict with the description. If desired, this component can provide a more detailed description of the material: LOINC codes only contain the materials at a main level.</p> <p>This is in line with the agreements made in the IHE/Nictiz program e-Lab.</p> <p>If the test is carried out on derived material (such as plasma), this element will still contain the material drawn (in this case, blood). In this case, the LOINC code will generally refer to plasma.</p>	
Datatype	CD	
DCM::ConceptId	NL-CM:13.1.16	
DCM::DefinitionCode	SNOMED CT: 370133003 Specimen substance	
DCM::ExampleValue	Urine	
DCM::ValueSet	SpecimenMaterialCodelist	OID: 2.16.840.1.113883.2.4.3.11.60.40.2.13.1.6
Opties		

«data»	Microorganism	
Definitie	In particular in microbiological determinations the subject of the test is an isolate of certain microorganism rather than a material. This concept provides the ability to capture information about this microorganism.	
Datatype	CD	
DCM::ConceptId	NL-CM:13.1.22	

DCM::ValueSet	MicroorganismCodelist	OID: 2.16.840.1.113883.2.4.3.11.60.40.2.13.1.10
Opties		

«data»	CollectedVolume	
Definitie	Total volume of the collected material. If it is necessary to determine the absolute amount of a particular substance in the collected material, the volume thereof must be given.	
Datatype	PQ	
DCM::ConceptId	NL-CM:13.1.23	
Opties		

«data»	CollectionPeriod::TimeInterval	
Definitie	If the material has not been collected at a single point in time but over a certain period, this period can be captured in this concept. An example is 24 hour urine.	
Datatype		
DCM::ConceptId	NL-CM:13.1.24	
DCM::ReferencedConceptId	NL-CM:20.3.1	This is a reference to the rootconcept of partial information model TimeInterval.
Opties		

«data»	CollectionDateTime	
Definitie	Time at which the material was collected.	
Datatype	TS	
DCM::ConceptId	NL-CM:13.1.17	
DCM::DefinitionCode	SNOMED CT: 399445004 specimen collection date	
DCM::ExampleValue	10-07-2012 17:20	
Opties		

«data»	ReceivedDateTime	
Definitie	Date and time that the material is handed over at the laboratory or specimen collection center. This is the issue with material that is collected by the patient himself.	
Datatype	TS	
DCM::ConceptId	NL-CM:13.1.25	
Opties		

«data»	CollectionMethod	
Definitie	If relevant for the results, the method of obtaining the specimen can be entered as well.	
Datatype	CD	
DCM::ConceptId	NL-CM:13.1.18	
DCM::DefinitionCode	SNOMED CT: 118171006 Specimen procedure	
DCM::ExampleValue	Midstream	
DCM::ValueSet	CollectionMethodCodelist	OID: 2.16.840.1.113883.2.4.3.11.60.40.2.13.1.2
Opties		

«data»	AnatomicalLocation	
Definitie	Anatomic location where the material is collected, <i>e.g.</i> elbow	
Datatype	CD	

DCM::ConceptId	NL-CM:13.1.26	
DCM::DefinitionCode	SNOMED CT: 405814001 Procedure site - indirect	
DCM::ValueSet	SpecimenAnatomicalLocationCodelist	OID: 2.16.840.1.113883.2.4.3.11.60.40.2.13.1.11
Opties		

«data»	Laterality	
Definitie	Laterality adds information about body side to the anatomic location, <i>e.g.</i> left	
Datatype	CD	
DCM::ConceptId	NL-CM:13.1.27	
DCM::DefinitionCode	SNOMED CT: 272741003 Laterality	
DCM::ValueSet	LateralityCodelist	OID: 2.16.840.1.113883.2.4.3.11.60.40.2.13.1.12
Opties		

«data»	Morphology	
Definitie	Morphology describes morphological abnormalities of the anatomical location where the material is taken, for example wound, ulcer.	
Datatype	CD	
DCM::ConceptId	NL-CM:13.1.28	
DCM::DefinitionCode	SNOMED CT: 118168003 Specimen source morphology	
DCM::ValueSet	MorphologyCodelist	OID: 2.16.840.1.113883.2.4.3.11.60.40.2.13.1.13
Opties		

«data»	SpecimenSource	
Definitie	If the material is not collected directly from the patient but comes from a patient-related object, <i>e.g.</i> a cathetertip, this source of material can be recorded here.	
Datatype	ST	
DCM::ConceptId	NL-CM:13.1.29	
DCM::DefinitionCode	SNOMED CT: 127454002 Device specimen	
Opties		

«data»	Comment	
Definitie	Comments on the specimen , such as drawing material after a (glucose) stimulus or taking medicine.	
Datatype	ST	
DCM::ConceptId	NL-CM:13.1.19	
DCM::DefinitionCode	LOINC: 48767-8 Annotation comment	
DCM::ExampleValue	Na (glucose)stimulus	
Opties		

«document»	SpecimenMaterialCodelist	
Definitie		
Datatype		
DCM::ValueSetBinding	Extensible	

DCM::ValueSetId	2.16.840.1.113883.2.4.3.11.60.40.2.13.1.6	
------------------------	---	--

Opties		
---------------	--	--

MonstermateriaalCodelijst		OID: 2.16.840.1.113883.2.4.3.11.60.40.2.13.1.6
Codes	Coding Syst. Name	Coding System OID
SNOMED CT: <105590001 substantie	SNOMED CT	2.16.840.1.113883.6.96

Specifiekere waardenlijsten zullen op termijn opgeleverd worden door het project "Lab-Terminologie"

«document»	ContainerTypeCodelist	
Definitie		
Datatype		
DCM::ValueSetBinding	Extensible	
DCM::ValueSetId	2.16.840.1.113883.2.4.3.11.60.40.2.13.1.9	
Opties		
ContainerTypeCodelijst	OID: 2.16.840.1.113883.2.4.3.11.60.40.2.13.1.9	
Codes	Coding Syst. Name	Coding System OID
SNOMED CT: <434711009 Specimen container (physical object)	SNOMED CT	2.16.840.1.113883.6.96

Specifiekere waardenlijsten zullen op termijn opgeleverd worden door het project "Lab-Terminologie"

«document»	MicroorganismCodelist	
Definitie		
Datatype		
DCM::ValueSetBinding	Extensible	
DCM::ValueSetId	2.16.840.1.113883.2.4.3.11.60.40.2.13.1.10	
Opties		
MicroorganismCodelijst	OID: 2.16.840.1.113883.2.4.3.11.60.40.2.13.1.10	
Codes	Coding Syst. Name	Coding System OID
SNOMED CT: ^2581000146104 simpele referentieset voor micro-organismen (foundation metadata concept)	SNOMED CT	2.16.840.1.113883.6.96

«document»	CollectionMethodCodelist	
Definitie		
Datatype		
DCM::ValueSetBinding	Extensible	
DCM::ValueSetId	2.16.840.1.113883.2.4.3.11.60.40.2.13.1.2	
Opties		
AfnameprocedureCodelijst	OID: 2.16.840.1.113883.2.4.3.11.60.40.2.13.1.2	
Codes	Coding Syst. Name	Coding System OID
SNOMED CT: <71388002 verrichting (verrichting) (alle concepten onder procedure)	SNOMED CT	2.16.840.1.113883.6.96

Specifiekere waardenlijsten zullen op termijn opgeleverd worden door het project "Lab-Terminologie"

«document»		SpecimenAnatomicalLocationCodelist	
Definitie			
Datatype			
DCM::ValueSetBinding	Extensible		
DCM::ValueSetId	2.16.840.1.113883.2.4.3.11.60.40.2.13.1.11		
Opties			
MonsterAnatomischeLocatieCodelijst		OID: 2.16.840.1.113883.2.4.3.11.60.40.2.13.1.11	
Codes	Coding Syst. Name	Coding System OID	
SNOMED CT: < 442083009 Anatomical or acquired body structure	SNOMED CT	2.16.840.1.113883.6.96	

«document»		LateralityCodelist		
Definitie				
Datatype				
DCM::ValueSetBinding	Extensible			
DCM::ValueSetId	2.16.840.1.113883.2.4.3.11.60.40.2.13.1.12			
Opties				
LateraliteitCodelijst		OID: 2.16.840.1.113883.2.4.3.11.60.40.2.13.1.12		
Concept Name	Concept Code	CodeSys. Name	CodeSystem OID	Description
Left	7771000	SNOMED CT	2.16.840.1.113883.6.96	Links
Right	24028007	SNOMED CT	2.16.840.1.113883.6.96	Rechts
Right and left	51440002	SNOMED CT	2.16.840.1.113883.6.96	Rechts en links

«document»		MorphologyCodelist	
Definitie			
Datatype			
DCM::ValueSetBinding	Extensible		
DCM::ValueSetId	2.16.840.1.113883.2.4.3.11.60.40.2.13.1.13		
Opties			
MorfolgieCodelijst		OID: 2.16.840.1.113883.2.4.3.11.60.40.2.13.1.13	
Codes	Coding Syst. Name	Coding System OID	
SNOMED CT: < 49755003 Morphologically abnormal structure	SNOMED CT	2.16.840.1.113883.6.96	

Specifiekere waardenlijsten zullen op termijn opgeleverd worden door het project "Lab-Terminologie"

Legend	
Definitie	
Datatype	
Opties	

1.8 Example Instances

LaboratoriumUitslag									
Resultaat Type	Resultaat Status	Monster		LaboratoriumTest					
		Monster materiaal	Afname DatumTijd	TestCode	Test DatumTijd	TestUitslag	Referentie Ondergrens	Referentie Bovengrens	Interpretatie Vlaggen
Klinische chemie	Definitief	Bloed	12-06-2012 09:00	Natrium	12-06-2012 13:15	138 mmol/l	136 mmol/l	146 mmol/l	

LaboratoriumUitslag									
Resultaat Type	Resultaat Status	Monster		LaboratoriumTest					
		Monster materiaal	Afname DatumTijd	TestCode	Test DatumTijd	TestUitslag	Referentie Ondergrens	Referentie Bovengrens	Interpretatie Vlaggen
Klinische chemie	Definitief	Bloed	23-05-2012 08:08	Chloride	23-05-2012 12:00	109 mmol/l	99 mmol/l	108 mmol/l	Boven referentie-waarde

LaboratoriumUitslag									
Resultaat Type	Resultaat Status	Monster		LaboratoriumTest					
		Monster materiaal	Afname DatumTijd	TestCode	Test DatumTijd	TestUitslag	Referentie Ondergrens	Referentie Bovengrens	Interpretatie Vlaggen
Virologie	Definitief	Bloed	16-01-2012 08:00	Hepatitis A IgM	16-01-2012 10:12	Negatief			

1.9 Instructions

1.10 Interpretation

1.11 Care Process

1.12 Example of the Instrument

1.13 Constraints

1.14 Issues

1.15 References

1. Nederlandse Vereniging voor Medische Microbiologie (2010) *ELab en EvT*. [Online] Beschikbaar op: http://www.nvmm.nl/ict/vereniging/werkgroepen_commissies/elab-en-evt [Geraadpleegd: 23 juli 2014].

1.16 Functional Model

1.17 Traceability to other Standards

1.18 Disclaimer

The Health and Care Information Models (a.k.a Clinical Building Block) has been made in collaboration with several different parties in healthcare. These parties asked Nictiz to manage good maintenance and

development of the information models. Hereafter, these parties and Nictiz are referred to as the collaborating parties. The collaborating parties paid utmost attention to the reliability and topicality of the data in these Health and Care Information Models. Omissions and inaccuracies may however occur. The collaborating parties are not liable for any damages resulting from omissions or inaccuracies in the information provided, nor are they liable for damages resulting from problems caused by or inherent to distributing information on the internet, such as malfunctions, interruptions, errors or delays in information or services provide by the parties to you or by you to the parties via a website or via e-mail, or any other digital means. The collaborating parties will also not accept liability for any damages resulting from the use of data, advice or ideas provided by or on behalf of the parties by means of the Health and Care Information Models. The parties will not accept any liability for the content of information in this Health and Care Information Model to which or from which a hyperlink is referred. In the event of contradictions in mentioned Health and Care Information Model documents and files, the most recent and highest version of the listed order in the revisions will indicate the priority of the documents in question. If information included in the digital version of a Health and Care Information Model is also distributed in writing, the written version will be leading in case of textual differences. This will apply if both have the same version number and date. A definitive version has priority over a draft version. A revised version has priority over previous versions.

1.19 Terms of Use

The user may use the Health and Care Information Models without limitations. The copyright provisions in the paragraph concerned apply to copying, distributing and passing on the Health and Care Information Models.

1.20 Copyrights

A Health and Care Information Model qualifies as a work within the meaning of Section 10 of the Copyright Act (Auteurswet). Copyrights protect the Health and Care Information Models and these rights are owned by the cooperating parties.

The user may copy, distribute and pass on the information in this Health and Care Information Model under the conditions that apply for Creative Commons license Attribution-NonCommercial-ShareAlike 3.0 Netherlands (CC BY-NC-SA-3.0).

The content is available under Creative Commons Attribution-NonCommercial-ShareAlike 3.0 (see also <http://creativecommons.org/licenses/by-nc-sa/3.0/nl/>)

This does not apply to information from third parties that sometimes is used and / or referred to in a Health and Care Information Model, for example to an international medical terminology system. Any (copyright) rights that protect this information are not owned by the cooperating parties but by those third parties.